

College Baseball Insiders



2024
REGIONAL
BETTING GUIDE

#1 CHRISTIAN MOORE, 2B
TENNESSEE VOLUNTEERS
PHOTO BY ROCKY TOP INSIDER

ABOUT THIS GUIDE & THE INSIDERS

Welcome to the second edition of the College Baseball Insiders Postseason Betting Guide: The Regional Edition! In this guide, we'll recap the regular season by showing you some of their team stats and records that paint the picture for how the regionals might shake out. If this is your first time here, welcome! If you checked out the preseason betting guide or were part of last years guides, welcome back!

For the first timers, let me introduce myself. I'm Matt Grissom and I love handicapping College Baseball. Beginning last year, I joined my partner in crime, Quentin Mills to launch College Baseball Insiders. For those that missed the regular season action and are just now tuning in for the postseason, we'd like to introduce you to the third wheel that makes us move, Todd "Smitty" Smith. Together, our trio has continued to cover college baseball like nobody else. From broadcasting a live show every week where we handicap the top matchups to acesending our coverage of College Baseball to new heights with our website, CollegeBaseballInsiders.com.

But our growth has not been possible without the brains behind the new website, Nick Dimmitt. Nick has a background in data analysis and has been the pioneer for our website that I hope you all have grown to love. As always, the probable starting pitchers, odds, and win probabiliites will remain the focal point for the upcoming postseason matchups. If this is your first year getting into college baseball, I welcome you to the greatest show on dirt!




MATT GRISSOM
COLLEGE BASEBALL INSIDERS
@GRISSOMONX

229-184, +35.2 UNITS




TODD SMITH
COLLEGE BASEBALL INSIDERS
@SMITTYBUCS

156-142, +5.4 UNITS



QUENTIN MILLS
COLLEGE BASEBALL INSIDERS
@QMILLLY

212-146, +39.5 UNITS



NICK DIMMITT
COLLEGE BASEBALL INSIDERS
@CROWHOPBSB

1-0, +1 AWESOME SITE

PARKER FLEMING | @STATSOWAR
DATA CONTRIBUTOR

WARRENNOLAN.COM
QUAD WINS INFORMATION

KEY DATES TO REMEMBER

Regionals:	Begins Friday, May 31 st - Monday, June 3 rd
Super Regionals:	Begins Thursday, June 6 th - Monday, June 10 th
CWS Final 8 in Omaha:	Begins Friday, June 14 th

ODDS TO WIN IT ALL

Circa | SPORTS

TENNESSEE	+600	ILLINOIS	+12500
TEXAS A&M	+600	CENTRAL FLORIDA	+12500
ARKANSAS	+650	OREGON	+15000
KENTUCKY	+1100	LOUISIANA	+15000
GEORGIA	+1350	LOUISIANA TECH	+15000
NORTH CAROLINA	+1500	UNC WILMINGTON	+15000
WAKE FOREST	+1500	GEORGIA TECH	+17500
LSU	+1600	UCONN	+20000
CLEMSON	+2050	KANSAS STATE	+20000
OREGON STATE	+2300	WOFFORD	+30000
FLORIDA STATE	+2300	JAMES MADISON	+30000
VIRGINIA	+3000	EVANSVILLE	+30000
OKLAHOMA	+3300	INDIANA	+30000
DUKE	+3300	COASTAL CAROLINA	+30000
VANDERBILT	+4000	ST. JOHN'S	+40000
OKLAHOMA STATE	+4000	TULANE	+40000
NC STATE	+4500	NICHOLLS STATE	+40000
UC IRVINE	+4500	HIGH POINT	+50000
MISSISSIPPI STATE	+5000	VCU	+50000
SOUTH CAROLINA	+5500	STETSON	+75000
UC SANTA BARBARA	+5500	GRAND CANYON	+80000
EAST CAROLINA	+6000	NIAGARA	+100000
FLORIDA	+6000	SOUTHEAST MO. ST.	+100000
ARIZONA	+6000	ARMY	+100000
TEXAS	+6000	WESTERN MICHIGAN	+100000
DALLAS BAPTIST	+6000	BRYANT	+100000
INDIANA STATE	+7000	FRESNO STATE	+100000
NEBRASKA	+7000	ORAL ROBERTS	+150000
SAN DIEGO	+7500	GRAMBLING	+200000
WEST VIRGINIA	+8000	LONG ISLAND	+200000
SOUTHERN MISS	+8000	PENN	+200000
ALABAMA	+9500	NO. KENTUCKY	+300000

THE REGIONAL FORMAT

The most exciting part of the college baseball postseason is the format. In the Regional matchups, you have 16 hosts, ranked #1 through #16. These 16 teams will be #1 seeds in their respective regionals. They'll host a #2, #3, and #4 team in their home stadium in a double elimination tournament, like this:

- | | | | |
|------------|--|-----------|-------------------------------|
| G1 | #1 Seed vs #4 Seed | G2 | #2 Seed vs #3 Seed |
| G3 | G1 Loser vs G2 Loser | G4 | G1 Winner vs G2 Winner |
| G5 | G3 Winner vs G4 Loser | G6 | G5 Winner vs G4 Winner |
| G7* | If the loser of G6 only has one loss, a G7 will then be played. | | |

For me, the exciting thing about it is seeing how the coaches throw their pitchers. For instance, #1 seeds will often times opt to "pitch off" their normal Friday night ace to save them for the tougher opponent they'll face in Game 2 against the #2 or #3 Seed. Sometimes this plan may backfire as they could struggle against a #4, but in most cases, it's a smart move.


It's all one giant chess match that can end up being very fun or very frustrating to handicap. But the good news is, the coaches usually let you know pretty early who they're throwing, so the wild goose chase we dealt with in the regular season shouldn't be as wild.

THE 16 REGIONAL SITES

THE HIGHEST WINNING SEED WILL HOST A SUPER REGIONAL VS THE REGIONAL WINNER

- | | | | |
|----------|----------------------------|-----------|----------------------------|
| 1 | KNOXVILLE, TN | 16 | GREENVILLE, SC |
| 2 | LEXINGTON, KY | 15 | CORVALLIS, OR |
| 3 | COLLEGE STATION, TX | 14 | SANTA BARBARA, CA |
| 4 | CHAPEL HILL, NC | 13 | TUCSON, AZ |
| 5 | FAYETTEVILLE, AR | 12 | CHARLOTTESVILLE, VA |
| 6 | CLEMSON, SC | 11 | STILLWATER, OK |
| 7 | ATHENS, GA | 10 | RALEIGH, NC |
| 8 | TALLAHASSEE, FL | 9 | NORMAN, OK |

THE FIELD OF 64



RANKING THE REGIONALS

TOUGHEST TO WEAKEST REGIONALS BY AVG POWER RATING OF NON-HOST BY PARKER FLEMING (@STATSOWAR)

1	TUCSON REGIONAL	0.728	9	NORMAN REGIONAL	0.538
2	TALLHASSEE REGIONAL	0.652	10	RALEIGH REGIONAL	0.497
3	CLEMSON REGIONAL	0.596	11	STILLWATER REGIONAL	0.490
4	SANTA BARBARA REGIONAL	0.594	12	KNOXVILLE REGIONAL	0.475
5	GREENVILLE REGIONAL	0.574	13	FAYETTEVILLE REGIONAL	0.470
6	CORVALLIS REGIONAL	0.556	14	CHARLOTTESVILLE REGIONAL	0.445
7	LEXINGTON REGIONAL	0.553	15	CHAPEL HILL REGIONAL	0.434
8	ATHENS REGIONAL	0.544	16	COLLEGE STATION REGIONAL	0.324

KNOXVILLE

Regional Preview

1

Odds to win Regional via Circa Sports

1	TENNESSEE	-327	2	SOUTHERN MISS	+470
4	NO. KENTUCKY	+5000	3	INDIANA	+775

** THE NUMBER UNDER STATS IS RANK OUT OF THE 64 REMAINING TEAMS

TENNESSEE VOLUNTEERS

RPI 1 SOS 27

RECORD 50-11
in LAST 10 8-2
vs Q1/Q2 25-9
vs Q3/Q4 25-2

ODDS TO WIN via Circa Sports
REGIONAL -327
CWS +600

PROB. TO ADV. via @Statsowar
74.2%

BAT AVG	wOBA	wRC+	HR's	ERA	WHIP	xFIP	SIERA
.311	.435	152	147	3.83	1.22	4.21	3.15
10	3	1	1	2	2	2	5

SOUTHERN MISS GOLDEN EAGLES

RPI 26 SOS 49

RECORD 41-18
in LAST 10 9-1
vs Q1/Q2 19-12
vs Q3/Q4 22-6

ODDS TO WIN via Circa Sports
REGIONAL +470
CWS 80/1

PROB. TO ADV. via @Statsowar
14.1%

BAT AVG	wOBA	wRC+	HR's	ERA	WHIP	xFIP	SIERA
.295	.378	120	63	5.00	1.39	4.67	3.45
34	48	26	51	32	19	14	12

INDIANA HOOSIERS

RPI 55 SOS 38

RECORD 32-24-1
in LAST 10 5-5
vs Q1/Q2 8-13
vs Q3/Q4 20-10-1

ODDS TO WIN via Circa Sports
REGIONAL +775
CWS 300/1

PROB. TO ADV. via @Statsowar
10.3%

BAT AVG	wOBA	wRC+	HR's	ERA	WHIP	xFIP	SIERA
.296	.385	107	78	6.08	1.51	5.17	3.86
33	38	52	33	57	46	38	33

NO. KENTUCKY NORSE

RPI 149 SOS 275

RECORD 35-22
in LAST 10 8-2
vs Q1/Q2 2-8
vs Q3/Q4 31-14

ODDS TO WIN via Circa Sports
REGIONAL +5000
CWS 3000/1

PROB. TO ADV. via @Statsowar
1.4%

BAT AVG	wOBA	wRC+	HR's	ERA	WHIP	xFIP	SIERA
.318	.421	121	79	7.73	1.79	5.88	4.62
3	7	25	30	63	63	62	62

GRISSOM'S PICK: TENN

QUENTIN'S PICK: TENN

SMITTY'S PICK: TENN

Odds to win Regional via Circa Sports

- | | |
|----------------------|--------------------|
| 1 EAST CAROLINA +150 | 2 WAKE FOREST -103 |
| 4 EVANSVILLE +850 | 3 VCU +1190 |

** THE NUMBER UNDER STATS IS RANK OUT OF THE 64 REMAINING TEAMS

EAST CAROLINA PIRATES

RPI 22 SOS 75

RECORD 43-15
in LAST 10 6-4
vs Q1/Q2 11-9
vs Q3/Q4 32-6

ODDS TO WIN via Circa Sports +150
REGIONAL CWS +6000

PROB. TO ADV. via @Statsowar **42.1%**

BAT AVG	wOBA	wRC+	HR's	ERA	WHIP	xFIP	SIERA
.310	.386	125	77	3.94	1.29	4.55	3.29
14	37	21	35	3	9	9	8

WAKE FOREST DEMON DEACONS

RPI 9 SOS 5

RECORD 38-20
in LAST 10 6-4
vs Q1/Q2 18-18
vs Q3/Q4 20-2

ODDS TO WIN via Circa Sports -103
REGIONAL CWS +1500

PROB. TO ADV. via @Statsowar **41.0%**

BAT AVG	wOBA	wRC+	HR's	ERA	WHIP	xFIP	SIERA
.278	.400	127	109	5.20	1.43	4.47	3.22
54	22	16	10	36	25	7	7

VCU RAMS

RPI 75 SOS 130

RECORD 37-21
in LAST 10 9-1
vs Q1/Q2 5-8
vs Q3/Q4 32-13

ODDS TO WIN via Circa Sports +1190
REGIONAL CWS 500/1

PROB. TO ADV. via @Statsowar **7.2%**

BAT AVG	wOBA	wRC+	HR's	ERA	WHIP	xFIP	SIERA
.281	.372	108	57	4.77	1.55	5.53	4.34
51	51	50	56	25	52	56	53

EVANSVILLE PURPLE ACES

RPI 76 SOS 114

RECORD 35-23
in LAST 10 7-3
vs Q1/Q2 5-10
vs Q3/Q4 30-13

ODDS TO WIN via Circa Sports +850
REGIONAL CWS 300/1

PROB. TO ADV. via @Statsowar **9.7%**

BAT AVG	wOBA	wRC+	HR's	ERA	WHIP	xFIP	SIERA
.301	.400	127	80	5.86	1.49	5.29	4.23
23	17	17	29	52	43	45	51

GRISSOM'S PICK: ECU

QUENTIN'S PICK: WF

SMITTY'S PICK: WF

LEXINGTON

Regional Preview

2

Odds to win Regional via Circa Sports

1 KENTUCKY	-158	2 INDIANA STATE	+280
4 WESTERN MICH.	+2025	3 ILLINOIS	+555

** THE NUMBER UNDER STATS IS RANK OUT OF THE 64 REMAINING TEAMS

KENTUCKY WILDCATS

RPI 3 SOS 9

RECORD 40-14
in LAST 10 6-4
vs Q1/Q2 28-11
vs Q3/Q4 12-3

ODDS TO WIN via Circa Sports -158
REGIONAL CWS +1100

PROB. TO ADV. via @Statsowar **56.2%**

BAT AVG	wOBA	wRC+	HR's	ERA	WHIP	xFIP	SIERA
.289	.397	113	78	5.23	1.38	5.28	3.98
41	23	41	33	38	18	44	40

INDIANA ST. SYCAMORES

RPI 10 SOS 65

RECORD 42-13
in LAST 10 7-3
vs Q1/Q2 10-8
vs Q3/Q4 32-5

ODDS TO WIN via Circa Sports +280
REGIONAL CWS 70/1

PROB. TO ADV. via @Statsowar **25.4%**

BAT AVG	wOBA	wRC+	HR's	ERA	WHIP	xFIP	SIERA
.297	.403	125	101	4.61	1.46	4.66	3.53
30	14	23	16	22	32	13	18

ILLINOIS FIGHTING ILLINI

RPI 48 SOS 71

RECORD 34-19
in LAST 10 7-3
vs Q1/Q2 9-12
vs Q3/Q4 25-7

ODDS TO WIN via Circa Sports +555
REGIONAL CWS 125/1

PROB. TO ADV. via @Statsowar **13.8%**

BAT AVG	wOBA	wRC+	HR's	ERA	WHIP	xFIP	SIERA
.299	.400	105	94	5.89	1.50	5.48	4.24
27	21	53	18	53	44	54	52

WESTERN MICH. BRONCOS

RPI 128 SOS 239

RECORD 32-21
in LAST 10 8-2
vs Q1/Q2 3-5
vs Q3/Q4 28-16

ODDS TO WIN via Circa Sports +2025
REGIONAL CWS 1000/1

PROB. TO ADV. via @Statsowar **4.5%**

BAT AVG	wOBA	wRC+	HR's	ERA	WHIP	xFIP	SIERA
.314	.394	115	63	5.40	1.47	5.19	4.04
7	26	37	51	42	34	41	43

GRISSOM'S PICK: KENT

QUENTIN'S PICK: KENT

SMITTY'S PICK: KENT

Odds to win Regional via Circa Sports

1 OREGON STATE	-115	2 UC IRVINE	+163
4 TULANE	+855	3 NICHOLLS	+1700

** THE NUMBER UNDER STATS IS RANK OUT OF THE 64 REMAINING TEAMS

OREGON ST. BEAVERS

RPI 22 SOS 75

RECORD 42-14
in LAST 10 8-2
vs Q1/Q2 8-9
vs Q3/Q4 34-5

ODDS TO WIN via Circa Sports
REGIONAL -115
CWS +2300

PROB. TO ADV. via @Statsowar
50.2%

BAT AVG	wOBA	wRC+	HR's	ERA	WHIP	xFIP	SIERA
.302	.426	145	112	4.01	1.33	4.94	3.71
19	5	3	5	5	13	31	29

UC IRVINE ANTEATERS

RPI 9 SOS 5

RECORD 43-12
in LAST 10 8-2
vs Q1/Q2 10-3
vs Q3/Q4 33-9

ODDS TO WIN via Circa Sports
REGIONAL +163
CWS +4500

PROB. TO ADV. via @Statsowar
36.2%

BAT AVG	wOBA	wRC+	HR's	ERA	WHIP	xFIP	SIERA
.315	.414	144	60	4.75	1.49	4.81	3.79
4	11	2	53	24	41	26	31

NICHOLLS COLONELS

RPI 75 SOS 130

RECORD 38-20
in LAST 10 8-2
vs Q1/Q2 1-11
vs Q3/Q4 33-9

ODDS TO WIN via Circa Sports
REGIONAL +1700
CWS 400/1

PROB. TO ADV. via @Statsowar
4.7%

BAT AVG	wOBA	wRC+	HR's	ERA	WHIP	xFIP	SIERA
.305	.385	108	56	5.32	1.52	5.39	4.10
17	41	49	58	40	50	48	46

TULANE GREEN WAVE

RPI 76 SOS 114

RECORD 35-24
in LAST 10 9-1
vs Q1/Q2 7-8
vs Q3/Q4 28-16

ODDS TO WIN via Circa Sports
REGIONAL +855
CWS 400/1

PROB. TO ADV. via @Statsowar
9.0%

BAT AVG	wOBA	wRC+	HR's	ERA	WHIP	xFIP	SIERA
.285	.388	124	89	5.22	1.52	5.19	4.05
45	36	22	21	37	49	39	44

GRISSOM'S PICK: OSU

QUENTIN'S PICK: OSU

SMITTY'S PICK: OSU

COLLEGE STATION

3

Regional Preview

Odds to win Regional via Circa Sports

1 TEXAS A&M	-255	2 LOUISIANA	+500
4 GRAMBLING	+7500	3 TEXAS	+465

** THE NUMBER UNDER STATS IS RANK OUT OF THE 64 REMAINING TEAMS

TEXAS A&M AGGIES

RPI 2 SOS 16

RECORD 44-13
in LAST 10 5-5
vs Q1/Q2 22-13
vs Q3/Q4 22-0

ODDS TO WIN via Circa Sports
REGIONAL -255
CWS +600

PROB. TO ADV. via @Statsowar
67.6%

BAT AVG	wOBA	wRC+	HR's	ERA	WHIP	xFIP	SIERA
.303	.426	142	124	4.02	1.24	4.32	2.98
21	6	4	3	6	3	4	3

LOUISIANA RAGIN' CAJUNS

RPI 38 SOS 63

RECORD 40-18
in LAST 10 7-3
vs Q1/Q2 11-11
vs Q3/Q4 28-8

ODDS TO WIN via Circa Sports
REGIONAL +500
CWS 150/1

PROB. TO ADV. via @Statsowar
19.0%

BAT AVG	wOBA	wRC+	HR's	ERA	WHIP	xFIP	SIERA
.299	.382	117	75	4.32	1.32	4.75	3.59
26	43	30	40	14	12	20	23

TEXAS LONGHORNS

RPI 47 SOS 31

RECORD 35-22
in LAST 10 6-4
vs Q1/Q2 13-11
vs Q3/Q4 18-9

ODDS TO WIN via Circa Sports
REGIONAL +465
CWS +6000

PROB. TO ADV. via @Statsowar
13.4%

BAT AVG	wOBA	wRC+	HR's	ERA	WHIP	xFIP	SIERA
.287	.390	123	107	4.84	1.46	5.28	4.19
40	31	24	11	27	38	46	50

GRAMBLING TIGERS

RPI 236 SOS 265

RECORD 26-26
in LAST 10 7-3
vs Q1/Q2 0-7
vs Q3/Q4 26-18

ODDS TO WIN via Circa Sports
REGIONAL +7500
CWS 20000/1

PROB. TO ADV. via @Statsowar
<1%

BAT AVG	wOBA	wRC+	HR's	ERA	WHIP	xFIP	SIERA
.315	.392	103	40	8.80	1.95	6.74	5.46
6	30	60	63	64	64	64	64

GRISSOM'S PICK: TXA&M

QUENTIN'S PICK: TXA&M

SMITTY'S PICK: TXA&M

Odds to win Regional via Circa Sports

1 UC SANTA BARB	+127	2 SAN DIEGO	+190
4 FRESNO STATE	+1375	3 OREGON	+350

** THE NUMBER UNDER STATS IS RANK OUT OF THE 64 REMAINING TEAMS

UC SANTA BARB GAUCHOS

RPI 13 SOS 104

RECORD 42-12
in LAST 10 10-0
vs Q1/Q2 11-7
vs Q3/Q4 31-5

ODDS TO WIN via Circa Sports +127
REGIONAL CWS +4500

PROB. TO ADV. via @Statsowar **42.5%**

BAT AVG	wOBA	wRC+	HR's	ERA	WHIP	xFIP	SIERA
.300	.389	113	75	4.08	1.27	4.87	3.58
24	34	40	40	7	6	29	22

SAN DIEGO TOREROS

RPI 19 SOS 95

RECORD 40-13
in LAST 10 10-0
vs Q1/Q2 10-11
vs Q3/Q4 30-2

ODDS TO WIN via Circa Sports +190
REGIONAL CWS +9500

PROB. TO ADV. via @Statsowar **29.7%**

BAT AVG	wOBA	wRC+	HR's	ERA	WHIP	xFIP	SIERA
.302	.381	115	60	4.12	1.31	4.73	3.46
22	45	36	53	9	11	19	13

OREGON DUCKS

RPI 52 SOS 99

RECORD 37-18
in LAST 10 6-4
vs Q1/Q2 15-11
vs Q3/Q4 22-7

ODDS TO WIN via Circa Sports +350
REGIONAL CWS 125/1

PROB. TO ADV. via @Statsowar **21.6%**

BAT AVG	wOBA	wRC+	HR's	ERA	WHIP	xFIP	SIERA
.283	.382	115	88	4.80	1.41	5.22	3.89
50	44	38	22	26	22	43	34

FRESNO STATE BULLDOGS

RPI 182 SOS 269

RECORD 33-27
in LAST 10 4-6
vs Q1/Q2 2-5
vs Q3/Q4 31-22

ODDS TO WIN via Circa Sports +1375
REGIONAL CWS 10000/1

PROB. TO ADV. via @Statsowar **6.2%**

BAT AVG	wOBA	wRC+	HR's	ERA	WHIP	xFIP	SIERA
.291	.380	115	76	5.55	1.44	4.71	3.48
38	47	34	39	46	27	17	15

GRISSOM'S PICK: UCSB

QUENTIN'S PICK: UCSB

SMITTY'S PICK: UCSB

CHAPEL HILL


4

Regional Preview

Odds to win Regional via Circa Sports

1 NO. CAROLINA	-135	2 LSU	+170
4 LONG ISLAND	+10000	3 WOFFORD	+730

** THE NUMBER UNDER STATS IS RANK OUT OF THE 64 REMAINING TEAMS



NO. CAROLINA TAR HEELS


RPI 4 SOS 15

RECORD 42-13
in LAST 10 8-2
vs Q1/Q2 18-11
vs Q3/Q4 24-2

ODDS TO WIN via Circa Sports
REGIONAL -135
CWS +1500

PROB. TO ADV. via @Statsowar
67.0%

BAT AVG	wOBA	wRC+	HR's	ERA	WHIP	xFIP	SIERA
.311	.415	131	105	4.19	1.42	5.04	3.88
12	10	14	14	12	23	34	32



LSU TIGERS


RPI 23 SOS 19

RECORD 40-18
in LAST 10 8-2
vs Q1/Q2 22-19
vs Q3/Q4 18-2

ODDS TO WIN via Circa Sports
REGIONAL +170
CWS +1600

PROB. TO ADV. via @Statsowar
21.2%

BAT AVG	wOBA	wRC+	HR's	ERA	WHIP	xFIP	SIERA
.283	.395	134	105	4.38	1.34	4.38	3.10
49	25	10	13	16	14	5	4



WOFFORD TERRIERS


RPI 46 SOS 118

RECORD 41-18
in LAST 10 8-2
vs Q1/Q2 6-5
vs Q3/Q4 35-13

ODDS TO WIN via Circa Sports
REGIONAL +730
CWS +30000

PROB. TO ADV. via @Statsowar
11.5%

BAT AVG	wOBA	wRC+	HR's	ERA	WHIP	xFIP	SIERA
.341	.428	139	74	5.75	1.46	5.02	3.94
1	4	6	42	50	33	33	37



LONG ISLAND SHARKS

RPI 195 SOS 291

RECORD 26-26
in LAST 10 7-3
vs Q1/Q2 0-7
vs Q3/Q4 26-18

ODDS TO WIN via Circa Sports
REGIONAL +10000
CWS 2000/1

PROB. TO ADV. via @Statsowar
<1%

BAT AVG	wOBA	wRC+	HR's	ERA	WHIP	xFIP	SIERA
.272	.371	112	69	6.39	1.70	5.65	4.60
59	55	45	46	60	62	60	61

GRISSOM'S PICK: UNC

QUENTIN'S PICK: LSU

SMITTY'S PICK: LSU

- | | | | |
|----------------|------|-----------------|------|
| 1 ARIZONA | +188 | 2 DALLAS BAPT. | +192 |
| 4 GRAND CANYON | +600 | 3 WEST VIRGINIA | +312 |

** THE NUMBER UNDER STATS IS RANK OUT OF THE 64 REMAINING TEAMS

ARIZONA WILDCATS

RPI 31 SOS 23

RECORD
in LAST 10
vs Q1/Q2
vs Q3/Q4

36-21
6-4
17-15
19-6

ODDS TO WIN
via Circa Sports

REGIONAL +188
CWS +6000

PROB. TO ADV.
via @Statsowar

29.9%

BAT AVG	wOBA	wRC+	HR's	ERA	WHIP	xFIP	SIERA
.280	.357	105	57	4.33	1.38	4.45	3.45
52	62	54	55	15	17	6	11

DALLAS BAPTIST PATRIOTS

RPI 17 SOS 85

RECORD
in LAST 10
vs Q1/Q2
vs Q3/Q4

44-13
9-1
14-11
30-2

ODDS TO WIN
via Circa Sports

REGIONAL +192
CWS +6000

PROB. TO ADV.
via @Statsowar

29.5%

BAT AVG	wOBA	wRC+	HR's	ERA	WHIP	xFIP	SIERA
.302	.404	126	111	3.98	1.28	4.58	3.36
20	13	20	7	4	8	10	9

WEST VIRGINIA MOUNTAINEERS

RPI 37 SOS 50

RECORD
in LAST 10
vs Q1/Q2
vs Q3/Q4

33-22
5-5
19-13
15-6

ODDS TO WIN
via Circa Sports

REGIONAL +312
CWS +8000

PROB. TO ADV.
via @Statsowar

24.6%

BAT AVG	wOBA	wRC+	HR's	ERA	WHIP	xFIP	SIERA
.271	.370	106	87	5.04	1.50	5.17	4.05
60	57	55	26	33	45	42	42

GRAND CANYON ANTELOPES

RPI 96 SOS 140

RECORD
in LAST 10
vs Q1/Q2
vs Q3/Q4

34-23
5-5
6-10
28-13

ODDS TO WIN
via Circa Sports

REGIONAL +600
CWS 800/1

PROB. TO ADV.
via @Statsowar

15.9%

BAT AVG	wOBA	wRC+	HR's	ERA	WHIP	xFIP	SIERA
.311	.386	113	73	4.60	1.46	4.68	3.51
13	39	44	43	20	31	15	16

GRISSOM'S PICK: DBU

QUENTIN'S PICK: ARIZONA

SMITTY'S PICK: DBU

FAYETTEVILLE


Regional Preview

5

Odds to win Regional via Circa Sports

1 ARKANSAS	-185	2 LA TECH	+418
4 SE MISS. ST.	+1550	3 KANSAS STATE	+480


** THE NUMBER UNDER STATS IS RANK OUT OF THE 64 REMAINING TEAMS



ARKANSAS RAZORBACKS
RPI 5 SOS 14

RECORD	43-14	ODDS TO WIN	via Circa Sports	PROB. TO ADV.	via @Statsowar
in LAST 10	3-7	REGIONAL	-185	55.3%	
vs Q1/Q2	21-14	CWS	+650		
vs Q3/Q4	22-0				


BAT AVG	wOBA	wRC+	HR's	ERA	WHIP	xFIP	SIERA
.268	.365	107	77	3.65	1.21	4.01	2.69
64	60	51	35	1	1	1	1



LOUISIANA TECH BULLDOGS
RPI 29 SOS 89

RECORD	45-17	ODDS TO WIN	via Circa Sports	PROB. TO ADV.	via @Statsowar
in LAST 10	8-2	REGIONAL	+418	21.1%	
vs Q1/Q2	12-10	CWS	150/1		
vs Q3/Q4	33-7				


BAT AVG	wOBA	wRC+	HR's	ERA	WHIP	xFIP	SIERA
.300	.384	135	88	4.99	1.41	4.72	3.60
25	42	8	22	31	21	18	24



KANSAS STATE WILDCATS
RPI 45 SOS 30

RECORD	32-24	ODDS TO WIN	via Circa Sports	PROB. TO ADV.	via @Statsowar
in LAST 10	5-5	REGIONAL	+480	17.3%	
vs Q1/Q2	13-20	CWS	200/1		
vs Q3/Q4	19-4				

BAT AVG	wOBA	wRC+	HR's	ERA	WHIP	xFIP	SIERA
.271	.355	102	59	5.54	1.47	4.60	3.55
62	63	61	55	44	35	11	20



SE MISSOURI ST. REDHAWKS
RPI 132 SOS 175

RECORD	34-25	ODDS TO WIN	via Circa Sports	PROB. TO ADV.	via @Statsowar
in LAST 10	8-2	REGIONAL	+1550	6.4%	
vs Q1/Q2	3-5	CWS	1000/1		
vs Q3/Q4	31-22				

BAT AVG	wOBA	wRC+	HR's	ERA	WHIP	xFIP	SIERA
.296	.400	127	98	5.65	1.52	5.41	4.36
31	20	18	17	47	47	51	54

GRISSOM'S PICK: ARK

QUENTIN'S PICK: ARK

SMITTY'S PICK: ARK

12 CHARLOTTESVILLE

Odds to win Regional via Circa Sports

Regional Preview

1 VIRGINIA	-152	2 MISSISSIPPI ST	+184
4 PENN	+5500	3 ST. JOHN'S	+880

** THE NUMBER UNDER STATS IS RANK OUT OF THE 64 REMAINING TEAMS

VIRGINIA CAVALIERS

RPI 12 SOS 32

RECORD
in LAST 10
vs Q1/Q2
vs Q3/Q4

41-15
7-3
18-13
23-2

ODDS TO WIN
via Circa Sports

REGIONAL -152
CWS +3000

PROB. TO ADV.
via @Statsowar

56.8%

BAT AVG	wOBA	wRC+	HR's	ERA	WHIP	xFIP	SIERA
.341	.439	133	111	5.71	1.63	5.39	4.37
2	2	13	9	51	60	49	55

MISSISSIPPI ST. BULLDOGS

RPI 25 SOS 17

RECORD
in LAST 10
vs Q1/Q2
vs Q3/Q4

38-21
6-4
20-15
18-6

ODDS TO WIN
via Circa Sports

REGIONAL +184
CWS +4500

PROB. TO ADV.
via @Statsowar

31.9%

BAT AVG	wOBA	wRC+	HR's	ERA	WHIP	xFIP	SIERA
.277	.367	113	70	4.20	1.28	4.52	3.17
55	59	39	44	13	7	8	6

ST. JOHN'S JOHNNIES

RPI 51 SOS 131

RECORD
in LAST 10
vs Q1/Q2
vs Q3/Q4

37-16-1
6-4
12-8
28-9-1

ODDS TO WIN
via Circa Sports

REGIONAL +880
CWS 400/1

PROB. TO ADV.
via @Statsowar

10.1%

BAT AVG	wOBA	wRC+	HR's	ERA	WHIP	xFIP	SIERA
.290	.371	103	40	4.17	1.44	5.59	4.47
39	54	56	63	11	28	58	57

PENN QUAKERS

RPI 180 SOS 246

RECORD
in LAST 10
vs Q1/Q2
vs Q3/Q4

24-23
7-3
2-4
22-19

ODDS TO WIN
via Circa Sports

REGIONAL +5500
CWS 2000/1

PROB. TO ADV.
via @Statsowar

1.3%

BAT AVG	wOBA	wRC+	HR's	ERA	WHIP	xFIP	SIERA
.291	.381	99	55	6.40	1.64	5.41	3.99
37	46	62	60	61	59	50	41

GRISSOM'S PICK: MSST

QUENTIN'S PICK: MSST

SMITTY'S PICK: UVA

CLEMSON


Regional Preview

6

Odds to win Regional via Circa Sports

1 CLEMSON	-102	2 VANDERBILT	+238
4 HIGH POINT	+1800	3 COASTAL CAR.	+351

** THE NUMBER UNDER STATS IS RANK OUT OF THE 64 REMAINING TEAMS




**CLEMSON
TIGERS**
RPI 7 SOS 21

RECORD 41-14
in LAST 10 6-4
vs Q1/Q2 22-10
vs Q3/Q4 21-4

ODDS TO WIN via Circa Sports
REGIONAL -102
CWS +2000

PROB. TO ADV. via @Statsowar
47.6%

BAT AVG	wOBA	wRC+	HR's	ERA	WHIP	xFIP	SIERA
.298	.400	117	101	4.69	1.41	4.79	3.70
29	18	32	15	23	20	23	28




**VANDERBILT
COMMODORES**
RPI 20 SOS 12

RECORD 38-21
in LAST 10 5-5
vs Q1/Q2 16-18
vs Q3/Q4 22-3

ODDS TO WIN via Circa Sports
REGIONAL +238
CWS +3500

PROB. TO ADV. via @Statsowar
24.5%

BAT AVG	wOBA	wRC+	HR's	ERA	WHIP	xFIP	SIERA
.286	.370	111	70	5.08	1.37	4.63	3.41
43	56	47	44	30	15	12	10




**COASTAL CAR.
CHANTICLEERS**
RPI 36 SOS 20

RECORD 34-23
in LAST 10 7-3
vs Q1/Q2 11-16
vs Q3/Q4 23-7

ODDS TO WIN via Circa Sports
REGIONAL +351
CWS 350/1

PROB. TO ADV. via @Statsowar
23.1%

BAT AVG	wOBA	wRC+	HR's	ERA	WHIP	xFIP	SIERA
.296	.400	128	79	5.95	1.48	4.98	3.96
32	16	15	30	54	40	32	39



**HIGH POINT
PANTHERS**
RPI 124 SOS 170

RECORD 34-25
in LAST 10 8-2
vs Q1/Q2 3-8
vs Q3/Q4 31-17

ODDS TO WIN via Circa Sports
REGIONAL +1800
CWS 500/1

PROB. TO ADV. via @Statsowar
4.8%

BAT AVG	wOBA	wRC+	HR's	ERA	WHIP	xFIP	SIERA
.293	.394	126	87	6.08	1.58	5.58	4.54
35	27	19	24	56	55	57	58

GRISSOM'S PICK: CLEM

QUENTIN'S PICK: COCAR

SMITTY'S PICK: CLEM

Odds to win Regional via Circa Sports

1 OKLAHOMA ST.	-169	2 NEBRASKA	+473
4 NIAGARA	+4400	3 FLORIDA	+300

** THE NUMBER UNDER STATS IS RANK OUT OF THE 64 REMAINING TEAMS

OKLAHOMA ST. COWBOYS

RPI 11 SOS 26

RECORD
in LAST 10
vs Q1/Q2
vs Q3/Q4

40-17
9-1
20-15
19-2

ODDS TO WIN
via Circa Sports

REGIONAL -169
CWS +4500

PROB. TO ADV.
via @Statsowar

57.5%

BAT AVG	wOBA	wRC+	HR's	ERA	WHIP	xFIP	SIERA
.284	.401	134	111	4.08	1.26	4.28	2.93
47	15	11	7	8	5	3	2

NEBRASKA CORNHUSKERS

RPI 28 SOS 34

RECORD
in LAST 10
vs Q1/Q2
vs Q3/Q4

39-20
8-2
18-13
21-7

ODDS TO WIN
via Circa Sports

REGIONAL +473
CWS +7000

PROB. TO ADV.
via @Statsowar

21.1%

BAT AVG	wOBA	wRC+	HR's	ERA	WHIP	xFIP	SIERA
.288	.372	116	65	4.61	1.30	4.77	3.58
42	52	33	49	21	10	21	21

FLORIDA GATORS

RPI 30 SOS 1

RECORD
in LAST 10
vs Q1/Q2
vs Q3/Q4

28-27
5-5
15-24
13-3

ODDS TO WIN
via Circa Sports

REGIONAL +300
CWS +6000

PROB. TO ADV.
via @Statsowar

18.3%

BAT AVG	wOBA	wRC+	HR's	ERA	WHIP	xFIP	SIERA
.271	.388	110	114	6.26	1.55	4.81	3.61
61	35	48	4	58	53	25	25

NIAGARA PURPLE EAGLES

RPI 103 SOS 292

RECORD
in LAST 10
vs Q1/Q2
vs Q3/Q4

38-15
8-2
2-3
36-12

ODDS TO WIN
via Circa Sports

REGIONAL +4400
CWS 2000/1

PROB. TO ADV.
via @Statsowar

2.2%

BAT AVG	wOBA	wRC+	HR's	ERA	WHIP	xFIP	SIERA
.307	.393	113	69	5.40	1.68	5.88	4.69
15	29	42	46	41	61	63	63

GRISSOM'S PICK: OKST

QUENTIN'S PICK: OKST

SMITTY'S PICK: OKST

ATHENS


Regional Preview

7

Odds to win Regional via Circa Sports

1	GEORGIA	-177	2	UNC WILM.	+410
4	ARMY	+2175	3	GEORGIA TECH	+410


** THE NUMBER UNDER STATS IS RANK OUT OF THE 64 REMAINING TEAMS



**GEORGIA
BULLDOGS**
RPI 6 SOS 11

RECORD in LAST 10 vs Q1/Q2 vs Q3/Q4	39-15 7-3 22-13 17-2	ODDS TO WIN via Circa Sports REGIONAL -177 CWS +1500	PROB. TO ADV. via @Statsowar 57.2%
--	-------------------------------	---	---


BAT AVG	wOBA	wRC+	HR's	ERA	WHIP	xFIP	SIERA
.303	.440	140	137	5.71	1.51	4.69	3.48
18	1	5	2	49	48	16	14



**UNC WILM.
SEAHAWKS**
RPI 34 SOS 59

RECORD in LAST 10 vs Q1/Q2 vs Q3/Q4	39-19 7-3 12-10 27-9	ODDS TO WIN via Circa Sports REGIONAL +410 CWS 150/1	PROB. TO ADV. via @Statsowar 21.4%
--	-------------------------------	---	---


BAT AVG	wOBA	wRC+	HR's	ERA	WHIP	xFIP	SIERA
.279	.373	118	84	4.59	1.47	5.19	4.08
53	50	29	27	18	39	40	45



**GEORGIA TECH
YELLOWJACKETS**
RPI 49 SOS 25

RECORD in LAST 10 vs Q1/Q2 vs Q3/Q4	31-23 3-7 14-17 17-6	ODDS TO WIN via Circa Sports REGIONAL +410 CWS 175/1	PROB. TO ADV. via @Statsowar 16.8%
--	-------------------------------	---	---

BAT AVG	wOBA	wRC+	HR's	ERA	WHIP	xFIP	SIERA
.311	.414	116	90	6.65	1.62	5.05	3.95
11	12	35	20	62	58	36	38



**ARMY
BLACK KNIGHTS**
RPI 121 SOS 182

RECORD in LAST 10 vs Q1/Q2 vs Q3/Q4	31-21 7-3 0-1 31-20	ODDS TO WIN via Circa Sports REGIONAL +2175 CWS 500/1	PROB. TO ADV. via @Statsowar 4.8%
--	------------------------------	--	--

BAT AVG	wOBA	wRC+	HR's	ERA	WHIP	xFIP	SIERA
.271	.371	93	53	4.16	1.42	5.63	4.55
63	53	64	61	10	24	59	59

GRISSOM'S PICK: UGA

QUENTIN'S PICK: UGA

SMITTY'S PICK: UGA

1 NC STATE	+123	2 SO. CAROLINA	+135
4 BRYANT	+2225	3 JAMES MADISON	+532

** THE NUMBER UNDER STATS IS RANK OUT OF THE 64 REMAINING TEAMS

NC STATE WOLFPACK

RPI 15 SOS 3

RECORD
in LAST 10: 33-20
vs Q1/Q2: 7-3
vs Q3/Q4: 16-17

ODDS TO WIN
via Circa Sports: +123
REGIONAL CWS: +4500

PROB. TO ADV.
via @Statsowar: **43.3%**

BAT AVG	wOBA	wRC+	HR's	ERA	WHIP	xFIP	SIERA
.284	.385	103	83	6.30	1.58	5.46	4.20
46	40	58	28	59	54	53	48

SO. CAROLINA GAMECOCKS

RPI 21 SOS 8

RECORD
in LAST 10: 36-23
vs Q1/Q2: 3-7
vs Q3/Q4: 18-21

ODDS TO WIN
via Circa Sports: +135
REGIONAL CWS: +5500

PROB. TO ADV.
via @Statsowar: **40.1%**

BAT AVG	wOBA	wRC+	HR's	ERA	WHIP	xFIP	SIERA
.275	.393	133	94	5.12	1.44	4.87	3.64
57	28	12	18	35	26	28	26

JAMES MADISON DUKES

RPI 44 SOS 41

RECORD
in LAST 10: 34-23
vs Q1/Q2: 6-4
vs Q3/Q4: 11-17

ODDS TO WIN
via Circa Sports: +532
REGIONAL CWS: 300/1

PROB. TO ADV.
via @Statsowar: **12.7%**

BAT AVG	wOBA	wRC+	HR's	ERA	WHIP	xFIP	SIERA
.298	.391	113	79	5.98	1.61	5.43	4.43
28	32	43	30	55	57	52	56

BRYANT BULLDOGS

RPI 115 SOS 268

RECORD
in LAST 10: 36-19
vs Q1/Q2: 7-3
vs Q3/Q4: 1-8

ODDS TO WIN
via Circa Sports: +2225
REGIONAL CWS: 1000/1

PROB. TO ADV.
via @Statsowar: **3.9%**

BAT AVG	wOBA	wRC+	HR's	ERA	WHIP	xFIP	SIERA
.284	.389	112	77	5.43	1.58	5.80	4.55
48	33	46	35	43	56	61	60

GRISSOM'S PICK: SO. CAR.

QUENTIN'S PICK: NCST

SMITTY'S PICK: NCST

TALLAHASSEE

Regional Preview

8

Odds to win Regional via Circa Sports

1 FLORIDA STATE	-108	2 ALABAMA	+275
4 STETSON	+1275	3 UCF	+361

** THE NUMBER UNDER STATS IS RANK OUT OF THE 64 REMAINING TEAMS

FLORIDA STATE SEMINOLES

RPI 8 SOS 28

RECORD 42-15
in LAST 10 6-4
vs Q1/Q2 16-13
vs Q3/Q4 26-2

ODDS TO WIN via Circa Sports
REGIONAL -108
CWS +2300

PROB. TO ADV. via @Statsowar
46.4%

BAT AVG	wOBA	wRC+	HR's	ERA	WHIP	xFIP	SIERA
.316	.418	137	107	5.05	1.49	4.78	3.51
5	9	7	11	34	42	22	17

ALABAMA CRIMSON TIDE

RPI 24 SOS 6

RECORD 33-22
in LAST 10 5-5
vs Q1/Q2 17-20
vs Q3/Q4 16-2

ODDS TO WIN via Circa Sports
REGIONAL +275
CWS +9500

PROB. TO ADV. via @Statsowar
24.9%

BAT AVG	wOBA	wRC+	HR's	ERA	WHIP	xFIP	SIERA
.305	.396	118	87	5.70	1.45	5.13	3.90
16	24	28	24	48	30	37	35

UCF KNIGHTS

RPI 33 SOS 45

RECORD 35-19
in LAST 10 6-4
vs Q1/Q2 13-13
vs Q3/Q4 22-6

ODDS TO WIN via Circa Sports
REGIONAL +361
CWS 350/1

PROB. TO ADV. via @Statsowar
21.0%

BAT AVG	wOBA	wRC+	HR's	ERA	WHIP	xFIP	SIERA
.286	.359	99	56	4.48	1.26	4.82	3.67
44	61	63	58	17	4	27	27

STETSON HATTERS

RPI 100 SOS 206

RECORD 40-20
in LAST 10 8-2
vs Q1/Q2 5-6
vs Q3/Q4 35-14

ODDS TO WIN via Circa Sports
REGIONAL +1275
CWS 750/1

PROB. TO ADV. via @Statsowar
7.8%

BAT AVG	wOBA	wRC+	HR's	ERA	WHIP	xFIP	SIERA
.292	.376	120	64	4.95	1.47	5.39	4.19
36	49	27	50	29	37	47	47

GRISSOM'S PICK: FSU

QUENTIN'S PICK: FSU

SMITTY'S PICK: FSU

NORMAN

Regional Preview

1 OKLAHOMA	+141	2 DUKE	-105
4 ORAL ROBERTS	+5100	3 UCONN	+675

** THE NUMBER UNDER STATS IS RANK OUT OF THE 64 REMAINING TEAMS

OKLAHOMA SOONERS

RPI 14 SOS 7

RECORD
in LAST 10
vs Q1/Q2
vs Q3/Q4

37-19
8-2
23-13
14-6

ODDS TO WIN
via Circa Sports

REGIONAL +141
CWS +3000

PROB. TO ADV.
via @Statsowar

35.9%

BAT AVG	wOBA	wRC+	HR's	ERA	WHIP	xFIP	SIERA
.313	.400	117	68	5.32	1.53	5.02	3.91
8	19	31	48	39	51	35	36

DUKE BLUE DEVILS

RPI 16 SOS 22

RECORD
in LAST 10
vs Q1/Q2
vs Q3/Q4

39-18
6-4
19-15
20-3

ODDS TO WIN
via Circa Sports

REGIONAL -105
CWS +3000

PROB. TO ADV.
via @Statsowar

49.9%

BAT AVG	wOBA	wRC+	HR's	ERA	WHIP	xFIP	SIERA
.312	.418	135	112	4.60	1.35	4.79	3.54
9	8	9	5	19	16	24	19

UCONN HUSKIES

RPI 41 SOS 43

RECORD
in LAST 10
vs Q1/Q2
vs Q3/Q4

32-23
6-4
10-17
22-6

ODDS TO WIN
via Circa Sports

REGIONAL +675
CWS 200/1

PROB. TO ADV.
via @Statsowar

12.0%

BAT AVG	wOBA	wRC+	HR's	ERA	WHIP	xFIP	SIERA
.274	.369	103	77	4.88	1.45	4.88	3.71
58	58	57	35	28	36	30	30

ORAL ROBERTS GOLDEN EAGLES

RPI 266 SOS 289

RECORD
in LAST 10
vs Q1/Q2
vs Q3/Q4

27-30-1
7-3
3-6
24-24-1

ODDS TO WIN
via Circa Sports

REGIONAL +5100
CWS 1500/1

PROB. TO ADV.
via @Statsowar

2.2%

BAT AVG	wOBA	wRC+	HR's	ERA	WHIP	xFIP	SIERA
.275	.348	103	48	5.55	1.45	5.50	4.22
56	64	59	62	45	29	55	49

GRISSOM'S PICK: DUKE

QUENTIN'S PICK: OU

SMITTY'S PICK: DUKE

BACK ON *Rocky* TOP!

BY MATT GRISSOM

Tony Vitello and the Tennessee Volunteers find themselves once again as the #1 overall seed. What was once a curse, seems to be embraced by Vitello, who seemingly ran through the SEC Tournament without a worry in the world.

As it's been stated time and time again, the #1 overall seed has not won the College World Series since the 1999 Miami team. While this seems like a daunting task to overcome a 25 year old curse, Tennessee is no stranger to the pressure of a #1 overall seed. Coming into the 2022 postseason, Vitello led Tennessee to a 56-7 record before being handed a series loss at home in the Super Regionals by Notre Dame, cutting their run to Omaha short.

Last year's Tennessee squad found themselves in Omaha out of the Clemson Regional where they were the #2 seed, and then defeating Southern Miss in the Hattiesburg Super Regional. The various paths that Tennessee has had over the last few seasons makes them a worthy candidate to break this curse.

When we talk about a balanced team, Tennessee is the epitome of that statement. The Volunteers rank #2 nationally in wRC+ as a team and #5 nationally in SIERA as a team. Led by a very talented group of pitchers without a true "ace" allows Vitello to play matchups with opponents lineups, without depending on one single arm to get you to the finish line. Another benefit Tennessee has is that they can rely heavily on their bats to carry them if the pitching staff struggles.

While there may not be much value in betting Tennessee to win it all (+600 via DraftKings), I'm of the opinion that they are the team to beat this season. So throw out the curse and take the short shot to win it all, because the Volunteers are back and this time, they're coming for the whole damn thing.

TENNESSEE TO WIN THE CWS

BY: *Circa* | SPORTS **YES (+600) NO (-840)**

Regional Futures

& FINAL THOUGHTS FROM GRISSOM

The key to handicapping these regionals is to remember my number one rule, which is: Good pitching travels better than good hitting. So when in doubt, lean on the team with the better pitching and you should win more times than not. Below are a list of the best value bets I see on the board, if you want to sweat a longer shot to win a regional.

Best Value 3 Seeds: UCF (+550) Coastal Carolina (+450)

Best Value 4 Seeds: Grand Canyon (+650) Stetson (+1400)

Another thing to remember in these regionals is that you're going to have coaches playing a little chess when it comes to starting pitchers. The one seeds almost exclusively save their ace for Saturday's matchup vs the 2/3 winner. Meanwhile, the 4 seed will throw their ace, to give them the best shot at pulling off the upset. The 2/3 seeds usually don't have that luxury, so they'll typically throw their ace, which immediately gives the 1 seed an advantage on Saturday. So pay attention to the pitching matchups or follow us and let us do the work for you through our new website which includes the probable starting pitchers.

BEST BETS | REGIONALS



Duke (+115)



Georgia (-115)



Texas A&M (-140)



Oregon St (+105)



Mississippi St (+145)



Oklahoma St (+105)



South Carolina (+105)



Florida St (-110)



Dallas Baptist (+175)



ARK/TENN Parlay (-121)

Regional Futures

& FINAL THOUGHTS FROM MILLS

Betting the regional round is all about being patient and looking for the right matchups and numbers. Sometimes the best play is to stay away. Go with your gut and rely on the pitching data, as it's typically the anchor of successful postseason runs. As I always say on our shows, don't get caught up in the term "value" in this round or any further point, real value is a betslip that wins; be smart, don't over bet, and follow us.

Best Value 3 Seeds: Coastal Carolina (+450) Oregon (+140) Florida (+180)

Best Value 4 Seeds: Stetson (+450) Fresno St (+650) Tulane (+5000)

Best of luck to everyone who joins us as we navigate the regional round. Be sure you're following our individual twitters, @NCAAInsiders and visit CollegeBaseballInsiders.com, making sure to use our industry leading interactive matchup projector; it's been effective all season long, and sure to continue its winning run in June.

BEST BETS | REGIONALS



Arizona (+150)



Arkansas (-250)



Texas A&M (-150)



Oregon St (+105)



Kentucky (-177)



Dallas Baptist (+175)



Coastal Carolina (+600)



ARK/TENN Parlay (-121)

Regional Futures

& FINAL THOUGHTS FROM SMITTY

The field of 64 is set and my initial thought was that College of Charleston should've made the field, but let's discuss some of the teams that did, as well as a few storylines that I'm excited to see play out.

Can Florida finally catch magic in the Stillwater Regional and make a push for Super Regionals? Tennessee is a well deserving number one seed with an impressive run in the SEC this season. Overall, I believe this team has the total package between pitching and hitting that has them set for a title run. I think the Tucson Regional is very stacked with Dallas Baptist, West Virginia, and Grand Canyon and I believe DBU can come out of it victorious. A team I've liked all year is Kentucky, but they'll be challenged by Indiana State in their regional. LSU is playing good baseball at the right time and has the leadership to make a push to get back to Omaha, but can they out of a tough Chapel Hill Regional? Mississippi State thought they deserved to host and will likely be motivated to challenge Virginia in Charlottesville. I think UVA will be up for the challenge and move on to the Super Regionals. Lastly, I really like Wake Forest, led by their ace, Chase Burns and a solid lineup that could make a deep run as a #2 Seed.

Best Value 3 Seeds: Coastal Carolina (+450)

Best Value 4 Seeds: Grand Canyon (+650)

When betting the regionals, my anchor is a mix of home field advantage and solid pitching staffs, along with using our matchup preview on our site. This is a very helpful feature to give you the edge to cash some tickets through the postseason.

BEST BETS | REGIONALS



Duke (+115)



Georgia (-125)



Texas A&M (-150)



Florida St (-110)



Dallas Baptist (+175)



ARK/TENN Parlay (-121)

THE INSIDERS GUIDE TO
The Greatest Show on Dirt!

college baseball

insiders

CollegeBaseballInsiders.com

