

College Baseball Insiders



2024
COLLEGE WORLD
SERIES BETTING GUIDE

ABOUT THIS GUIDE & THE INSIDERS

For our final guide of the postseason, we bring you the College World Series Betting Guide. After a pretty chalky super regional round, where we saw six of the eight super regional winners being the favorite, we're left with the final eight teams standing.

For those unfamiliar with how the College World Series works, we've got you covered. Similar to the regional round, you have four teams in bracket one and the other four teams in bracket two. The winners of each bracket will face each other in a best-of-three series for the right to be your national champion. Each bracket will be set up like the regionals, where they'll play a double elimination tournament until one team is left standing.

By now, you know the Insiders and what we are bringing to the world of college baseball. We hope that you've found the new website and these guides helpful. We want to thank all of our loyal followers, listeners, and viewers. Without you all, we'd just be a couple of baseball nerds annoying our wives, although, we still do that too. But you have given us a platform that we get to share our knowledge of these teams and spread our love for college baseball.

Thank you for hanging with us another season and we look forward to finishing the year out strong. The season may be close to an end, but we're about to see some of the best baseball we'll see all year over the next several days. Soak it up and enjoy it!




MATT GRISSOM
COLLEGE BASEBALL INSIDERS
@GRISSOMONX

254-206, +38.1 UNITS




TODD SMITH
COLLEGE BASEBALL INSIDERS
@SMITTYBUCS

172-157, +3.2 UNITS



QUENTIN MILLS
COLLEGE BASEBALL INSIDERS
@QMILLLY

240-159, +53.0 UNITS



NICK DIMMITT
COLLEGE BASEBALL INSIDERS
@CROWHOPBSB

1-0, +1 AWESOME SITE

PARKER FLEMING | @STATSOWAR
DATA CONTRIBUTOR

WARRENNOLAN.COM
QUAD WINS INFORMATION

A VERY SUPER FIELD

The College World Series has turned into an SEC/ACC Invitational and I can't say that I hate it. These were definitely the top two conferences in college baseball all season long and we have a heavyweight field on our hands.

This will be my first time in Omaha and while my Razorbacks aren't there, I cannot wait to see some very high quality baseball. There is a plethora of great players for every team and honestly, it's anyone's championship to win at this point. Baseball is a funny sport where you'll have a #1 overall seed miss Omaha all together, meanwhile a team that's 32-22 makes the field of 64 and go on an absolute tear to win it all. You never know. But that's what makes it perfect.

In bracket one, you have Tennessee vs the ACC while bracket two is NC State vs the SEC. The opening games be Tennessee vs Florida State and Virginia vs North Carolina in bracket one, then Kentucky vs NC State and Florida vs Texas A&M in bracket two. It'll be interesting to monitor pitching matchups for each game, but one thing I can tell you is, while Tennessee and Texas A&M may be the shortest shots, this field is wide open.

KEY DATES TO REMEMBER

College World Series: Friday, June 14th - Thursday, June 20th

Championship Series: Saturday, June 22nd - Monday, June 24th

ODDS TO WIN IT ALL

Circa | SPORTS

Bracket One

 TENNESSEE +325

 NORTH CAROLINA +575

 VIRGINIA +775

 FLORIDA STATE +900

Bracket Two

 TEXAS A&M +355

 KENTUCKY +525

 FLORIDA +1400

 NC STATE +1400

FAST FACTS FROM THE SUPERS

After the Super Regionals went mostly chalk, here's a few fast facts that you want to know heading into the College World Series:

ONE THREE STILL STANDING

- » While there were five 3 Seeds playing in the super regionals, only one came out alive and they aren't your typical three seed. The Florida Gators are alive and well. They're also no stranger to Omaha, as this will be Kevin O'Sullivan's 9th time to have the Gators here.

THE ACC VS SEC INVITATIONAL

- » We will only have two conferences represented in the College World Series for the first time since the field expanded to eight.

BIG BLUE NATION, WELCOME TO OMAHA

- » For a school most notably known for their basketball program, it's actually their baseball program that is stealing the headlines. Eric Mingione has taken the Wildcats to their first ever trip to the College World Series after defeating Oregon State in Lexington.


PACK NINE

- » Some would say NC State would've been your national champion had they not been forced to forfeit their elimination game vs Vanderbilt due to a covid outbreak. But now that the Wolf Pack are back for the first time since 2021, I can only imagine Elliott Avent has some unfinished business.

AMERICA'S FAVORITE UNDERDOG (CONTINUED)


- » I have to give the Evansville Purple Aces one more honorable mention here as they gave Vol Nation a scare. The Purple Aces went into Knoxville to face the #1 overall seed in Tennessee and beat them in game two. What an incredible season for them that I'm sure they will never forget.

THE Updated BRACKET | FIELD OF 8



THE OMAHA WEATHER

WE TALK ABOUT IT EVERY YEAR... FROM THE RAIN TO THE STORMS, WE'VE GOT THE FORECAST FOR YOU



TENNESSEE

Team Preview

** THE NUMBER UNDER STATS IS RANK OUT OF THE 8 REMAINING TEAMS



TENNESSEE VOLUNTEERS
RPI 3 SOS 24

RECORD in LAST 10 vs Quad 1 vs Quad 2
55-12 9-1 21-9 9-1

ODDS TO WIN via Circa Sports
BRACKET CWS +100 +325

WIN CWS PROB via Nick @ CBI
21.2%

Stats over Full Season

| BAT AVG | wOBA | HR's | wRC+ | ERA | WHIP | xFIP | SIERA |
|---------|------|------|------|------|------|------|-------|
| .310 | .440 | 173 | 172 | 3.83 | 1.23 | 4.12 | 3.13 |
| 3 | 1 | 1 | 1 | 1 | 1 | 1 | 2 |

Stats over Last 15 Games

| BAT AVG | wOBA | HR's | wRC+ | ERA | WHIP | xFIP | SIERA |
|---------|------|------|------|------|------|------|-------|
| .275 | .401 | 54 | 165 | 3.77 | 1.24 | 3.94 | 3.01 |
| 6 | 5 | 1 | 1 | 1 | 1 | 1 | 1 |

| IMPACT HITTERS | BA | wOBA | wRC+ | HR | STARTING PITCHERS | ERA | WHIP | xFIP | SIERA |
|-----------------|------|------|------|----|--|------|------|------|-------|
| Christian Moore | .375 | .526 | 192 | 32 | AJ Causey | 3.77 | 1.17 | 3.62 | 2.17 |
| Blake Burke | .376 | .493 | 174 | 19 | Drew Beam | 4.44 | 1.28 | 5.15 | 3.54 |
| Dylan Dreiling | .320 | .478 | 162 | 20 | Zander Sechrist | 3.26 | 1.19 | 4.51 | 3.04 |
| Kavares Tears | .330 | .460 | 153 | 18 | RELIEF PITCHERS | ERA | WHIP | xFIP | SIERA |
| Billy Amick | .313 | .453 | 150 | 23 | Aaron Combs | 2.65 | 1.15 | 4.07 | 2.61 |
| Hunter Ensley | .292 | .407 | 124 | 11 | Kirby Connell | 3.98 | 1.23 | 4.71 | 3.44 |
| Dean Curley | .273 | .386 | 119 | 12 | Nate Snead | 3.34 | 1.31 | 5.43 | 3.93 |
| Cal Stark | .231 | .402 | 106 | 10 | PROJECTED G1 STARTER: STAMOS / CAUSEY | | | | |
| Cannon Peebles | .227 | .332 | 83 | 2 | | | | | |



ABOUT TENNESSEE'S HEAD COACH

TONY VITELLO

HC Record (Career): 290-111 (72.3%)
HC Record (School): 290-111 (72.3%)

TRIPS TO CWS

3rd

'24, '23, '21
'24, '23, '21

CHAMPIONSHIPS

0

N/A
N/A

FLORIDA STATE

Team Preview

** THE NUMBER UNDER STATS IS RANK OUT OF THE 8 REMAINING TEAMS



FLORIDA STATE SEMINOLES
RPI 5 SOS 23

RECORD 47-15
in LAST 10 9-1
vs Quad 1 9-8
vs Quad 2 11-5

ODDS TO WIN via Circa Sports
BRACKET +500
CWS +900

WIN CWS PROB via Nick @ CBI
18.3%

Stats over Full Season

| BAT AVG | wOBA | HR's | wRC+ | ERA | WHIP | xFIP | SIERA |
|---------|------|------|------|------|------|------|-------|
| .316 | .421 | 123 | 156 | 4.91 | 1.47 | 4.70 | 3.48 |
| 2 | 4 | 4 | 4 | 4 | 5 | 3 | 3 |

Stats over Last 15 Games

| BAT AVG | wOBA | HR's | wRC+ | ERA | WHIP | xFIP | SIERA |
|---------|------|------|------|------|------|------|-------|
| .316 | .425 | 39 | 155 | 5.63 | 1.52 | 4.97 | 4.01 |
| 3 | 3 | 2 | 3 | 7 | 7 | 6 | 6 |

| IMPACT HITTERS | BA | wOBA | wRC+ | HR | STARTING PITCHERS | ERA | WHIP | xFIP | SIERA |
|-----------------|------|------|------|----|---|------|------|------|-------|
| James Tibbs III | .374 | .539 | 194 | 28 | Jamie Arnold | 2.77 | 1.03 | 3.20 | 1.71 |
| Cam Smith | .402 | .503 | 179 | 16 | Carson Dorsey | 4.67 | 1.56 | 5.32 | 3.55 |
| Jaime Ferrer | .319 | .455 | 147 | 19 | Conner Whittaker | 4.75 | 1.22 | 4.69 | 3.99 |
| Marco Dinges | .321 | .429 | 140 | 15 | RELIEF PITCHERS | ERA | WHIP | xFIP | SIERA |
| Daniel Cantu | .311 | .407 | 131 | 8 | John Abraham | 4.24 | 1.38 | 6.10 | 4.26 |
| Max Williams | .301 | .411 | 127 | 13 | Andrew Armstrong | 6.98 | 1.60 | 6.93 | 4.57 |
| Drew Faurot | .294 | .367 | 108 | 6 | Brennen Oxford | 2.94 | 1.37 | 5.35 | 3.32 |
| Alex Lodise | .276 | .353 | 105 | 7 | PROJECTED G1 STARTER: JAMIE ARNOLD | | | | |
| Jaxson West | .263 | .348 | 93 | 2 | | | | | |



ABOUT FLORIDA STATE'S HEAD COACH

LINK JARRETT

HC Record (Career): 371-244 (60.3%)
HC Record (School): 70-46 (60.3%)

TRIPS TO CWS

2nd

'24, '21
'24

CHAMPIONSHIPS

0

N/A
N/A

VIRGINIA

Team Preview

** THE NUMBER UNDER STATS IS RANK OUT OF THE 8 REMAINING TEAMS



VIRGINIA
CAVALIERS
RPI 10 SOS 27

RECORD 46-15
in LAST 10 9-1
vs Quad 1 10-8
vs Quad 2 12-5

ODDS TO WIN via Circa Sports
BRACKET +450
CWS +775

WIN CWS PROB via Nick @ CBI
6.0%

Stats over Full Season

| BAT AVG | wOBA | HR's | wRC+ | ERA | WHIP | xFIP | SIERA |
|---------|------|------|------|------|------|------|-------|
| .337 | .433 | 116 | 157 | 5.47 | 1.58 | 5.12 | 4.23 |
| 1 | 2 | 5 | 3 | 6 | 8 | 6 | 8 |

Stats over Last 15 Games

| BAT AVG | wOBA | HR's | wRC+ | ERA | WHIP | xFIP | SIERA |
|---------|------|------|------|------|------|------|-------|
| .323 | .431 | 36 | 143 | 4.24 | 1.34 | 5.06 | 4.26 |
| 1 | 1 | 4 | 4 | 3 | 4 | 7 | 8 |

| IMPACT HITTERS | BA | wOBA | wRC+ | HR | STARTING PITCHERS | ERA | WHIP | xFIP | SIERA |
|-------------------|------|------|------|----|--|------|------|------|-------|
| Jacob FERENCE | .367 | .515 | 161 | 17 | Evan Blanco | 3.69 | 1.28 | 5.04 | 3.26 |
| Harrison DIDAWICK | .307 | .470 | 155 | 23 | Jay Woolfolk | 5.95 | 1.68 | 5.61 | 4.14 |
| Henry FORD | .339 | .437 | 142 | 17 | Joe Savino | 3.18 | 1.20 | 5.82 | 4.12 |
| Ethan ANDERSON | .333 | .417 | 137 | 8 | RELIEF PITCHERS | ERA | WHIP | xFIP | SIERA |
| Casey SAUCKE | .343 | .420 | 137 | 14 | Chase Hungate | 3.71 | 1.18 | 5.23 | 4.23 |
| Henry GODBOUT | .370 | .474 | 140 | 9 | Ryan Osinski | 4.80 | 1.60 | 5.99 | 5.74 |
| Griff O'FERRALL | .332 | .363 | 118 | 5 | Angelo Tonas | 3.96 | 1.35 | 5.01 | 4.02 |
| Bobby WHALEN | .370 | .413 | 118 | 2 | PROJECTED G1 STARTER: EVAN BLANCO | | | | |
| Eric BECKER | .342 | .475 | 125 | 8 | | | | | |



ABOUT VIRGINIA'S HEAD COACH

BRIAN O'CONNOR

HC Record (Career): 885-368-2 (70.5%)
HC Record (School): 885-368-2 (70.5%)

TRIPS TO CWS

7th

'24, '23, '21, '15, '14, '11, '09
'24, '23, '21, '15, '14, '11, '09

CHAMPIONSHIPS

1

2015
2015

NORTH CAROLINA

Team Preview

** THE NUMBER UNDER STATS IS RANK OUT OF THE 8 REMAINING TEAMS



NO. CAROLINA
TAR HEELS
 RPI 4 SOS 15

RECORD 47-14
 in **LAST 10** 8-2
 vs Quad 1 10-10
 vs Quad 2 8-3

ODDS TO WIN
 via Circa Sports
BRACKET +280
CWS +575

WIN CWS PROB
 via Nick @ CBI
14.9%

Stats over Full Season

| BAT AVG | wOBA | HR's | wRC+ | ERA | WHIP | xFIP | SIERA |
|-------------|-------------|------------|------------|-------------|-------------|-------------|-------------|
| .307 | .409 | 113 | 145 | 4.26 | 1.41 | 5.06 | 3.91 |
| 4 | 5 | 6 | 5 | 3 | 4 | 5 | 5 |

Stats over Last 15 Games

| BAT AVG | wOBA | HR's | wRC+ | ERA | WHIP | xFIP | SIERA |
|-------------|-------------|-----------|------------|-------------|-------------|-------------|-------------|
| .300 | .403 | 37 | 158 | 4.21 | 1.34 | 4.96 | 3.79 |
| 4 | 4 | 3 | 2 | 2 | 3 | 5 | 3 |

| IMPACT HITTERS | BA | wOBA | wRC+ | HR | STARTING PITCHERS | ERA | WHIP | xFIP | SIERA |
|------------------|------|------|------|----|---|------|------|------|-------|
| Vance Honeycutt | .314 | .467 | 160 | 25 | Shea Sprague | 4.00 | 1.22 | 5.17 | 3.57 |
| Casey Cook | .339 | .447 | 153 | 18 | Jason DeCaro | 4.08 | 1.34 | 6.28 | 4.47 |
| Parks Harber | .352 | .469 | 153 | 20 | Aidan Haugh | 4.53 | 1.55 | 5.26 | 3.62 |
| Anthony Donofrio | .349 | .444 | 146 | 7 | RELIEF PITCHERS | ERA | WHIP | xFIP | SIERA |
| Luke Stevenson | .283 | .419 | 134 | 14 | Matt Poston | 5.25 | 1.39 | 4.92 | 2.84 |
| Alberto Osuna | .285 | .399 | 128 | 14 | Dalton Pence | 2.04 | 1.11 | 5.27 | 2.99 |
| Alex Madera | .301 | .358 | 112 | 2 | Matthew Matthijs | 3.65 | 1.13 | 5.19 | 3.36 |
| Gavin Gallaher | .337 | .406 | 117 | 8 | PROJECTED G1 STARTER: SHEA SPRAGUE | | | | |
| Colby Wilkerson | .282 | .350 | 105 | 3 | | | | | |



ABOUT NORTH CAROLINA'S HEAD COACH

SCOTT FORBES

HC Record (Career): 153-87 (63.8%)
 HC Record (School): 153-87 (63.8%)

TRIPS TO CWS

1st

'24
'24

CHAMPIONSHIPS

0

N/A
N/A

KENTUCKY

Team Preview

** THE NUMBER UNDER STATS IS RANK OUT OF THE 8 REMAINING TEAMS



KENTUCKY
WILDCATS
RPI 1 SOS 4

RECORD 45-14
in LAST 10 7-3
vs Quad 1 20-8
vs Quad 2 12-3

ODDS TO WIN
via Circa Sports
BRACKET +250
CWS +525

WIN CWS PROB
via Nick @ CBI
10.6%

Stats over Full Season

| BAT AVG | wOBA | HR's | wRC+ | ERA | WHIP | xFIP | SIERA |
|---------|------|------|------|------|------|------|-------|
| .287 | .394 | 84 | 128 | 4.95 | 1.35 | 5.18 | 3.92 |
| 7 | 6 | 8 | 8 | 5 | 3 | 7 | 6 |

Stats over Last 15 Games

| BAT AVG | wOBA | HR's | wRC+ | ERA | WHIP | xFIP | SIERA |
|---------|------|------|------|------|------|------|-------|
| .265 | .368 | 19 | 105 | 5.88 | 1.53 | 5.20 | 4.17 |
| 8 | 8 | 8 | 8 | 8 | 8 | 8 | 7 |

| IMPACT HITTERS | BA | wOBA | wRC+ | HR | STARTING PITCHERS | ERA | WHIP | xFIP | SIERA |
|------------------|------|------|------|----|--|------|------|------|-------|
| Ryan Waldschmidt | .346 | .473 | 155 | 14 | Trey Pooser | 3.46 | 1.13 | 5.47 | 3.77 |
| Ryan Nicholson | .299 | .457 | 142 | 21 | Mason Moore | 4.93 | 1.43 | 5.91 | 4.50 |
| Émilien Pitre | .298 | .404 | 132 | 9 | Dominic Niman | 6.24 | 1.47 | 5.87 | 3.95 |
| Nick Lopez | .350 | .411 | 128 | 6 | RELIEF PITCHERS | ERA | WHIP | xFIP | SIERA |
| Mitchell Daly | .302 | .406 | 124 | 6 | Johnny Hummel | 3.49 | 0.92 | 4.70 | 2.30 |
| Nolan McCarthy | .286 | .374 | 110 | 7 | Travis Smith | 6.38 | 1.64 | 6.12 | 4.80 |
| Devin Burkes | .250 | .341 | 102 | 3 | Robert Hogan | 2.58 | 1.02 | 5.83 | 3.86 |
| James McCoy | .228 | .354 | 95 | 6 | PROJECTED G1 STARTER: TREY POOSER | | | | |
| Grant Smith | .248 | .325 | 88 | 5 | | | | | |



ABOUT KENTUCKY'S HEAD COACH

ERIC MINGIONE

HC Record (Career): 263-164 (61.6%)
HC Record (School): 263-164 (61.6%)

TRIPS TO CWS

1st

'24
'24

CHAMPIONSHIPS

0

N/A
N/A

NC STATE

Team Preview

** THE NUMBER UNDER STATS IS RANK OUT OF THE 8 REMAINING TEAMS



NC STATE
WOLF PACK
RPI 9 SOS 3

RECORD 38-21
in LAST 10 8-2
vs Quad 1 15-16
vs Quad 2 5-2

ODDS TO WIN
via Circa Sports
BRACKET +500
CWS +1400

WIN CWS PROB
via Nick @ CBI
8.0%

Stats over Full Season

| BAT AVG | wOBA | HR's | wRC+ | ERA | WHIP | xFIP | SIERA |
|---------|------|------|------|------|------|------|-------|
| .289 | .391 | 99 | 129 | 6.09 | 1.53 | 5.33 | 4.16 |
| 6 | 7 | 7 | 7 | 7 | 6 | 8 | 7 |

Stats over Last 15 Games

| BAT AVG | wOBA | HR's | wRC+ | ERA | WHIP | xFIP | SIERA |
|---------|------|------|------|------|------|------|-------|
| .318 | .425 | 30 | 126 | 4.92 | 1.33 | 4.63 | 3.86 |
| 2 | 2 | 6 | 5 | 5 | 2 | 3 | 5 |

| IMPACT HITTERS | BA | wOBA | wRC+ | HR | STARTING PITCHERS | ERA | WHIP | xFIP | SIERA |
|---------------------|------|------|------|----|---|------|------|------|-------|
| Alec Makarewicz | .380 | .500 | 170 | 22 | Sam Highfill | 5.06 | 1.33 | 6.27 | 4.39 |
| Garrett Pennington | .348 | .462 | 158 | 18 | Dominic Fritton | 7.35 | 1.61 | 6.44 | 4.56 |
| Jacob Cozart | .300 | .442 | 145 | 19 | Logan Whitaker | 6.06 | 1.46 | 5.43 | 3.46 |
| Eli Serrano III | .295 | .371 | 117 | 9 | RELIEF PITCHERS | ERA | WHIP | xFIP | SIERA |
| Brandon Butterworth | .250 | .354 | 108 | 7 | Jacob Dudan | 4.41 | 1.45 | 5.37 | 4.16 |
| Luke Nixon | .246 | .350 | 100 | 4 | Ryan Marohn | 3.97 | 1.58 | 5.49 | 4.48 |
| Josh Hogue | .314 | .376 | 98 | 4 | Shane Van Dam | 4.58 | 1.34 | 5.95 | 4.06 |
| Noah Soles | .221 | .357 | 97 | 5 | PROJECTED G1 STARTER: SAM HIGHFILL | | | | |
| Alex Sosa | .226 | .340 | 83 | 6 | | | | | |

ABOUT NC STATE'S HEAD COACH

ELLIOTT AVENT

HC Record (Career): 1242-809 (60.6%)
HC Record (School): 1036-613 (62.8%)

TRIPS TO CWS

3rd

'24, '21, '13
'24, '21, '13

CHAMPIONSHIPS

0

N/A
N/A



TEXAS A&M

Team Preview

** THE NUMBER UNDER STATS IS RANK OUT OF THE 8 REMAINING TEAMS



TEXAS A&M
AGGIES
RPI 2 SOS 14

RECORD 49-13
in LAST 10 7-3
vs Quad 1 14-13
vs Quad 2 9-0

ODDS TO WIN
via Circa Sports
BRACKET +105
CWS +355

WIN CWS PROB
via Nick @ CBI
17.2%

Stats over Full Season

| BAT AVG | wOBA | HR's | wRC+ | ERA | WHIP | xFIP | SIERA |
|---------|------|------|------|------|------|------|-------|
| .301 | .423 | 132 | 157 | 3.99 | 1.26 | 4.27 | 3.02 |
| 5 | 3 | 2 | 2 | 2 | 2 | 2 | 1 |

Stats over Last 15 Games

| BAT AVG | wOBA | HR's | wRC+ | ERA | WHIP | xFIP | SIERA |
|---------|------|------|------|------|------|------|-------|
| .271 | .381 | 29 | 110 | 4.40 | 1.36 | 4.36 | 3.29 |
| 7 | 7 | 7 | 7 | 4 | 5 | 2 | 2 |

| IMPACT HITTERS | BA | wOBA | wRC+ | HR | STARTING PITCHERS | ERA | WHIP | xFIP | SIERA |
|-----------------|------|------|------|----|--|------|------|------|-------|
| Jace Laviolette | .314 | .499 | 178 | 28 | Ryan Prager | 3.10 | 1.06 | 3.98 | 2.04 |
| Gavin Grahovac | .306 | .438 | 151 | 22 | Tanner Jones | 6.33 | 1.66 | 5.59 | 3.92 |
| Hayden Schott | .341 | .413 | 134 | 8 | Justin Lamkin | 5.73 | 1.35 | 4.80 | 2.74 |
| Ted Burton | .295 | .425 | 134 | 9 | RELIEF PITCHERS | ERA | WHIP | xFIP | SIERA |
| Jackson Appel | .330 | .419 | 133 | 10 | Evan Aschenbeck | 1.66 | 0.80 | 4.14 | 2.24 |
| Ali Camarillo | .297 | .369 | 116 | 7 | Chris Cortez | 2.83 | 1.15 | 4.03 | 2.39 |
| Caden Sorrell | .254 | .392 | 110 | 10 | Brad Rudis | 2.29 | 1.30 | 5.38 | 3.54 |
| Travis Chestnut | .272 | .405 | 103 | 3 | PROJECTED G1 STARTER: RYAN PRAGER | | | | |
| Kaeden Kent | .305 | .386 | 93 | 3 | | | | | |



ABOUT TEXAS A&M'S HEAD COACH

JIM SCHLOSSNAGLE

HC Record (Career): 942-450 (67.7%)
HC Record (School): 131-60 (68.6%)

TRIPS TO CWS

7th

'24, '22, '17, '16, '15, '14, '10
'24, '22

CHAMPIONSHIPS

0

N/A
N/A

FLORIDA

Team Preview

** THE NUMBER UNDER STATS IS RANK OUT OF THE 8 REMAINING TEAMS



FLORIDA
GATORS
RPI 13 SOS 1

RECORD 34-28
in LAST 10 8-2
vs Quad 1 19-19
vs Quad 2 2-6

ODDS TO WIN via Circa Sports
BRACKET +500
CWS +1400

WIN CWS PROB via Nick @ CBI
3.8%

Stats over Full Season

| BAT AVG | wOBA | HR's | wRC+ | ERA | WHIP | xFIP | SIERA |
|---------|------|------|------|------|------|------|-------|
| .272 | .389 | 131 | 133 | 6.16 | 1.56 | 4.71 | 3.62 |
| 8 | 8 | 3 | 6 | 8 | 7 | 4 | 4 |

Stats over Last 15 Games

| BAT AVG | wOBA | HR's | wRC+ | ERA | WHIP | xFIP | SIERA |
|---------|------|------|------|------|------|------|-------|
| .278 | .394 | 33 | 114 | 5.53 | 1.49 | 4.73 | 3.85 |
| 5 | 6 | 5 | 6 | 6 | 6 | 4 | 4 |

| IMPACT HITTERS | BA | wOBA | wRC+ | HR | STARTING PITCHERS | ERA | WHIP | xFIP | SIERA |
|-------------------|------|------|------|----|--|------|------|------|-------|
| Jac Caglianone | .411 | .586 | 222 | 33 | Liam Peterson | 5.97 | 1.59 | 5.49 | 3.76 |
| Colby Shelton | .257 | .403 | 139 | 20 | Jac Caglianone | 4.71 | 1.50 | 5.77 | 4.06 |
| Tyler Shelnut | .264 | .383 | 126 | 15 | Pierce Coppola | 9.16 | 1.71 | 5.24 | 3.05 |
| Luke Heyman | .247 | .367 | 122 | 16 | RELIEF PITCHERS | ERA | WHIP | xFIP | SIERA |
| Cade Kurland | .251 | .360 | 116 | 14 | Brandon Neely | 5.45 | 1.32 | 4.39 | 2.83 |
| Brody Donay | .250 | .372 | 105 | 12 | Fisher Jameson | 4.35 | 1.18 | 4.14 | 2.62 |
| Ashton Wilson | .327 | .409 | 96 | 2 | Luke McNeillie | 7.20 | 1.54 | 5.86 | 3.66 |
| Dale Thomas | .228 | .320 | 86 | 3 | PROJECTED G1 STARTER: LIAM PETERSON | | | | |
| Michael Robertson | .255 | .308 | 83 | 2 | | | | | |



ABOUT FLORIDA'S HEAD COACH

KEVIN O'SULLIVAN

HC Record (Career): 715-347 (67.3%)
HC Record (School): 715-347 (67.3%)

TRIPS TO CWS

9th

'24, '23, '18, '17, '16, '15, '12, '11, '10
'24, '23, '18, '17, '16, '15, '12, '11, '10

CHAMPIONSHIPS

1

2017
2017

The Schedule

WHO PLAYS WHO IN OMAHA AND WHEN

The seeding from the beginning of the tournament to the end in the national championship series will be split into two brackets, meaning, not everyone will have to play each other until they reach the championship series. Keep this in mind if you decide to play any futures.

The official NCAA MCWS will be played out in Omaha as follows:

BRACKET 1

*North Carolina (47-14)

Game 1
Friday, June 14
1 p.m.
ESPN

Virginia (46-15)

*Tennessee (55-12)

Game 2
Friday, June 14
6 p.m.
ESPN

Florida St. (47-15)

Game 5
Sunday, June 16
1 p.m.
ESPN

Game 6
Sunday, June 16
6 p.m.
ESPN2

Game 9
Tuesday, June 18
1 p.m.
ESPN

Game 11
Wednesday, June 19
1 p.m.
ESPN

***Bracket 1 (if necessary)**
Thursday, June 20
TBD
TBD

BRACKET 1 WINNER

Loser Game 11 (if first loss)

BRACKET 2

*Kentucky (45-14)

Game 3
Saturday, June 15
1 p.m.
ESPN

Georgia/NC State

*Texas A&M (49-13)

Game 4
Saturday, June 15
6 p.m.
ESPN

Florida (34-28)

Game 7
Monday, June 17
1 p.m.
ESPN

Game 8
Monday, June 17
6 p.m.
ESPN

Game 10
Tuesday, June 18
6 p.m.
ESPN

Game 12
Wednesday, June 19
6 p.m.
ESPN

****Bracket 2 (if necessary)**
Thursday, June 20
TBD
TBD

MCWS Finals (Best two-of-three)
Game One - Saturday, June 22 - 6:30 p.m. (ESPN)
Game Two - Sunday, June 23 - 1 p.m. (ABC)
#Game Three - Monday, June 24 - 6 p.m. (ESPN)

BRACKET 2 WINNER

Loser Game 12 (if first loss)

NATIONAL CHAMPION



ESPN ESPN2




ESPN+

STREAMING LIVE WATCH ESPN

College World Series


IN-POCKET FUTURE TICKETS

INSIDERS FUTURES TICKETS TO WIN THE CWS



-  +1750
-  +1000
-  +650
-  +1500
-  +750
-  +800
-  +2000
-  +2000
-  +3000
-  +4000

-  +1000
-  +750
-  +500

-  +1400

As for game by game plays, as always, those will be posted on Twitter / X the night before or day of, depending on when lines are released. So be sure you're following us. They will also be posted on our Bet Tracker at CollegeBaseballInsiders.com.

Matt Grissom: @GrissomOnX
 Quentin Mills: @QMilllyy
 Todd Smith: @SmittyBucs

THE INSIDERS GUIDE TO
The Greatest Show on Dirt!

college baseball

insiders

CollegeBaseballInsiders.com

ⓧ Ⓜ @NCAAINSIDERS

